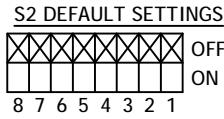
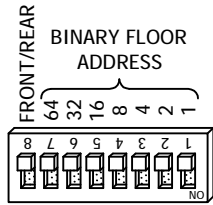
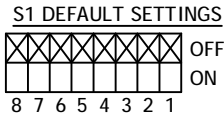
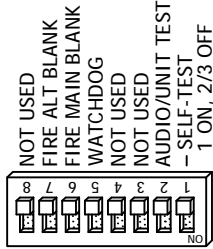


EMN57-BXX

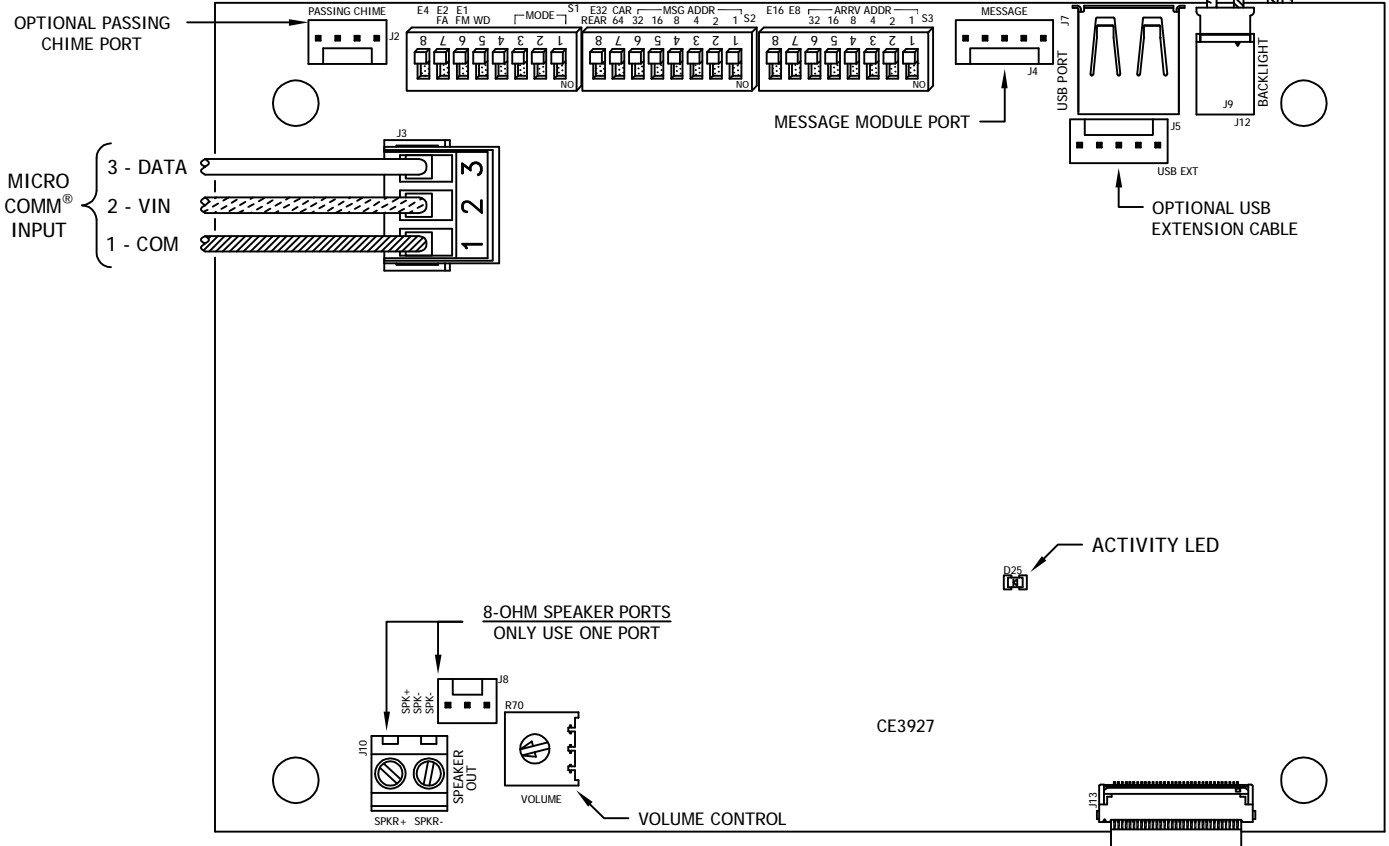
JOB# _____



SELF TEST →

DS1	DS2	DS3	S1 MODE FUNCTIONS
OFF	OFF	OFF	NORMAL OPERATION
ON	OFF	OFF	DISPLAY TEST MODE
ON	ON	OFF	AUDIO / UNIT TEST MODE

S3 IS NOT USED. ALL SWITCHES SHOULD BE OFF. ARRIV ARROWS ARE SET BY S2.



ARRIVAL ARROWS

DIP Switch S2 - DS1 - DS7 set the unit's floor number.

DS7 (64)	DS6 (32)	DS5 (16)	DS4 (8)	DS3 (4)	DS2 (2)	DS1 (1)	FLOOR NUMBER
OFF	OFF	OFF	OFF	OFF	OFF	OFF	CAR UNIT*
OFF	OFF	OFF	OFF	OFF	OFF	ON	FLOOR 1
OFF	OFF	OFF	OFF	OFF	ON	OFF	FLOOR 2
OFF	OFF	OFF	OFF	OFF	ON	ON	FLOOR 3
OFF	OFF	OFF	OFF	ON	OFF	OFF	FLOOR 4
OFF	OFF	OFF	OFF	ON	OFF	ON	FLOOR 5
ON	ON	ON	ON	ON	OFF	ON	FLOOR 125
ON	ON	ON	ON	ON	ON	OFF	FLOOR 126
ON	ON	ON	ON	ON	ON	ON	IN-CAR UNIT**

NOTE: TYPICAL CURRENT DRAW IS 350 mA at 24 VDC

CE3927 _____ MINI CODE VERSION _____

DESIGN VERSION _____

AUDIO VERSION _____

CRCG _____ CRCA _____

OCDL CRC _____ ODAACRC _____

DIP switch S2 - Switch 8 sets the unit as front or rear.
 DS8 OFF - Front Unit DS8 ON - Rear Unit
 *CAR UNIT - Unit uses the Hall Arrival Lantern Signals for the current floor.
 **IN-CAR UNIT - Unit uses the In-Car Arrow signals.

DATE DRAWN: 08/23/19	DRAWN BY: DAC	REQUESTED BY: TE	C.E. ELECTRONICS, INC. 2107 Industrial Drive Bryan, Ohio 43556 (419) 636-6705
BOARD NUMBER: 3927	LAST DATE REVISED: -	APPROVED BY:	
PRODUCT UNIBOARD 5.7" TFT w/VERT MICRO COMM® INPUT			DWG. NO. XMN57_02