

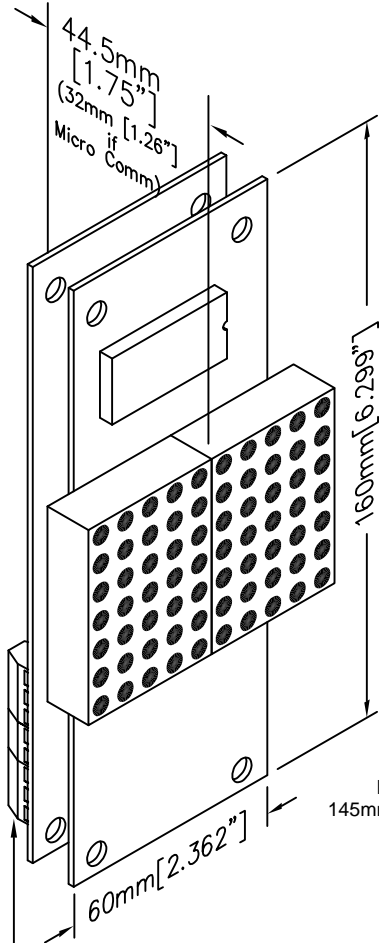


C.E. Electronics, Inc.
 2107 Industrial Drive
 Bryan, OH 43506
 PH (419) 636-6705 FX (419) 636-2516
 www.ccelectronics.com

EV220-XXXX

Ver. 7 Rel. 02/09/2012

EUROPEAN
 SERIES



INPUT CONNECTION

SCREW TYPE INPUT CONNECTOR
 12-24VAC/DC INPUT POWER
 AND SIGNAL INPUTS

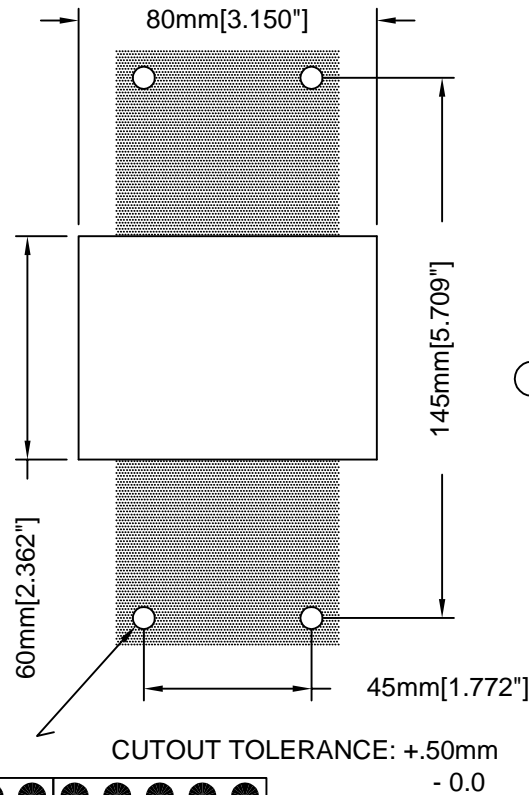
NOTE:

1. If a special voltage is required, please consult factory.
2. A supply of 12-24VAC/DC positive or negative is also required.


*3. This is not a stand alone unit.

Must be used in conjunction with a Micro Comm interface.

PANEL PREPARATION



CUTOUT TOLERANCE: +.50mm
 - 0.0



50mm [2"] CHARACTERS

DOT MATRIX

Dot Matrix LED Digital Indicator for floor position display, as well as car direction, if desired. Any alphanumeric or custom character can be displayed in either single digit with arrow or double digit floor designations.

Typical Applications:

- Car-OP Panel
- Transom-car or Hall

Features:

- Low cost design
- Self contained unit
- Latched input
- Scrolling & roll over
- Hall lantern option
- Passing chime output
- Self Testing
- Message inputs
- Error detection and correction feature

RENEWAL PARTS

- Lens: 104-5546 RED
- Lens: 104-6046 GRAY
- Lens: 104-9046 BLUE

TO ORDER - SPECIFY EV220 - X X X X X

COLOR:

- "R" = RED
- "A" = AMBER
- "G" = GREEN
- "B" = BLUE
- "W" = WHITE
- "M" = MIXED

LENS:

- "R" = RED
- "G" = GRAY
- "B" = BLUE
- "X" = NO LENS

NUMBER OF INPUTS:

- "1" = 8 INPUTS
- "2" = 15 INPUTS
- "M" = MICRO COMM 3 WIRE INPUT*
- "P" = MICRO COMM INPUT W/ PASSING CHIME*
- "S" = BOTH DIRECT & MICRO COMM INPUT

SIGNAL VOLTAGE:

- "A" = POSITIVE 6-20VDC, 6-24VAC
- "B" = POSITIVE 24-48VDC, 24-48VAC
- "C" = 120VAC
- "D" = POSITIVE 125VDC
- "E" = NEGATIVE 6-20VDC
- "F" = NEGATIVE 24-48VDC
- "G" = NEGATIVE 125VDC
- "X" = IF MICRO COMM

SIGNAL FORMAT:

- "1" = SINGLE LINE/FLOOR
- "2" = BINARY
- "4" = GRAY CODE
- "6" = SPECIAL
- "X" = NO SELECTION