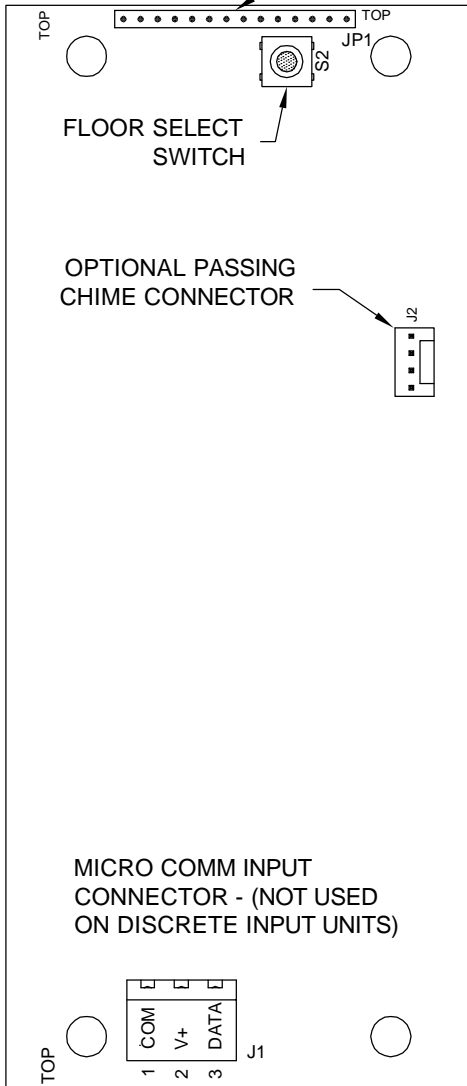


EV310 EURO DM DISPLAY

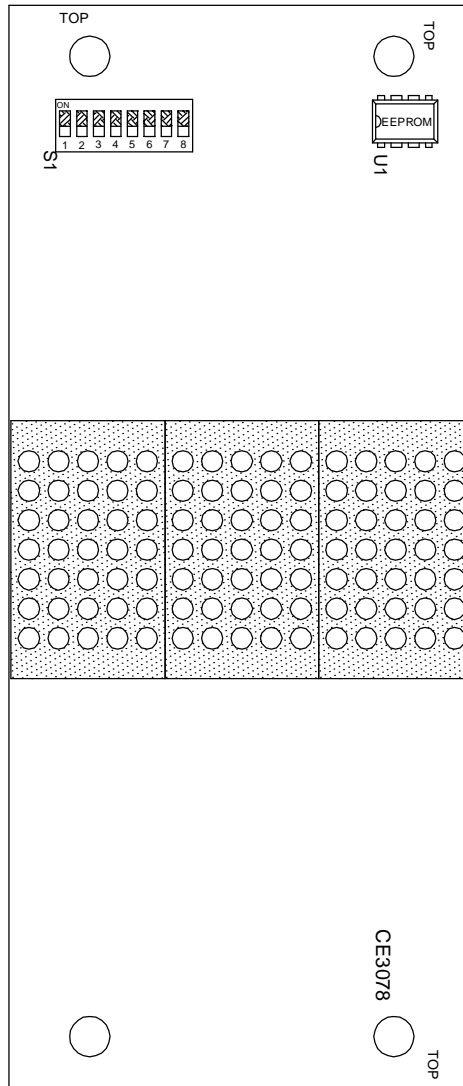
CE3078 DISPLAY BOARD

JOB# _____

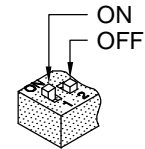
DRIVER BOARD CONNECTOR -
(NOT USED ON MICRO COMM UNITS)



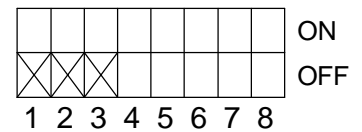
CE3078 BACK VIEW



SELF-TEST }
REDUNDANCY }
FIRE ALT BLANK }
FIRE MAIN BLANK }
UP/DN ROLL RATE }
SIDE SCROLL RATE



DEFAULT SETTINGS



S2 FLOOR SELECT SWITCH - SETS THE DISPLAY TO SHOW AN ARRIVAL ARROW WHEN THE CAR IS AT A SPECIFIC FLOOR. TO SET THE UNIT FOR ARRIVAL MODE, POSITION THE CAR AT THE DESIRED FLOOR OR TURN ON SELF-TEST. WHEN THE DISPLAY SHOWS THE DESIRED FLOOR, PRESS AND HOLD S2 UNTIL THE FLOOR POSITION CHANGES TO AN ARROW. TO RETURN TO NORMAL OPERATION, PRESS AND HOLD S2 UNTIL THE ARROW CHANGES TO THE FLOOR POSITION.

CODE VERSION _____

BOARD VERSION CE3078 ____

DATE DRAWN: 08/05/05	DRAWN BY: DAC	REQUESTED BY: DV	C.E. ELECTRONICS, INC. 2107 Industrial Drive Bryan, Ohio 43506 (419) 636-6705
BOARD NUMBER: 3078	LAST DATE REVISED: 11/01/10	APPROVED BY:	
PRODUCT EV310 EURO DM DISPLAY			
DWG. NO. EURODM_07			REV. A