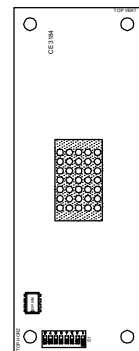
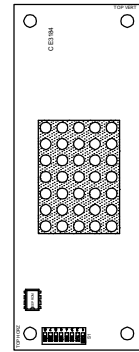
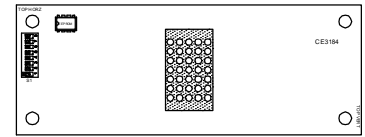
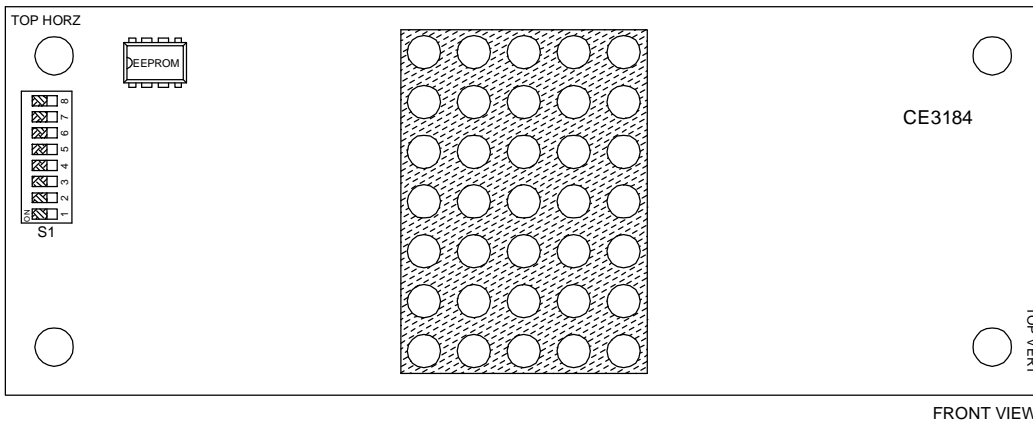
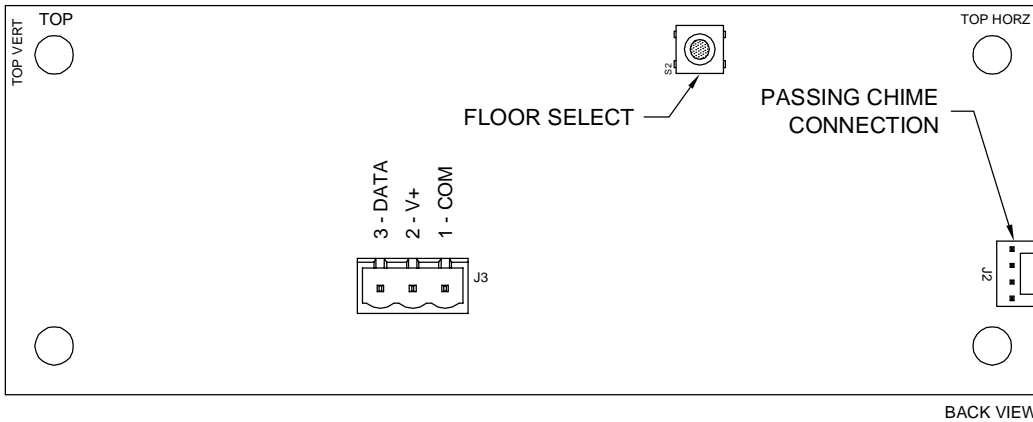


# EURO DM SINGLE-DIGIT DISPLAY

(MICRO COMM INPUT)

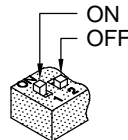
JOB# \_\_\_\_\_



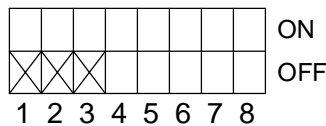
## DIP SWITCH DETAIL



- ON
- 1 SELF-TEST
- 2 REDUNDANCY
- 3 FIRE ALT BLANK
- 4 FIRE MAIN BLANK
- 5 UP/DN ROLL RATE
- 6 SIDE SCROLL RATE
- 7
- 8



## DEFAULT SETTINGS



CODE VERSION \_\_\_\_\_

BOARD VERSION CE3184 \_\_\_\_

S2 Floor Select Switch - sets the display to show an arrival arrow when the car is at a specific floor. To set the unit for arrival mode, position the car at the desired floor or turn on self-test. When the display shows the desired floor, press and hold S2 until the floor position changes to an arrow. To return to normal operation, press and hold S2 until the arrow changes to the floor position.

CONNECTION DIAGRAM FOR THE FOLLOWING UNITS:  
EH120, EH110, EV120, EV110



TYPICAL PASSING CHIME CONNECTOR.  
USE WITH C.E. PART# MPCB-1 ONLY.



POSITION INDICATOR INPUT  
CONNECTS TO MICRO COMM DRIVER  
OUTPUT (1 TO 1, 2 TO 2, 3 TO 3).

DATE DRAWN: 08/02/05	DRAWN BY: DAC	REQUESTED BY: DV	C.E. ELECTRONICS, INC. 2107 Industrial Drive Bryan, Ohio 43506 (419) 636-6705
BOARD NUMBER: 3184	LAST DATE REVISED: 11/01/10	APPROVED BY:	
PRODUCT: EURO DM SINGLE-DIGIT MC DISPLAY			
DWG. NO.: EUROMD_02			REV: A