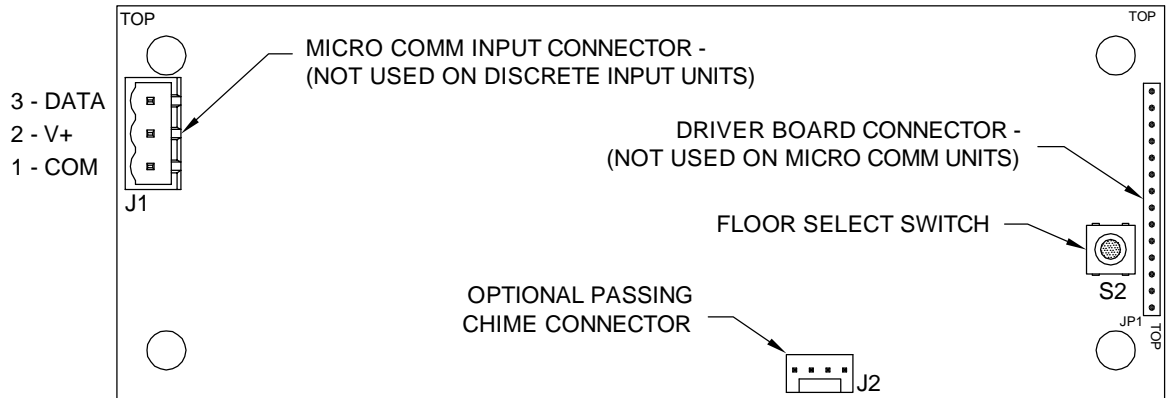


EURO DM THREE-CUBE DISPLAYS

CE3046 DISPLAY BOARD

JOB# _____



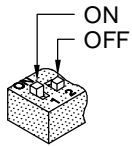
CE3046 BACK VIEW

DIP SWITCH DETAIL

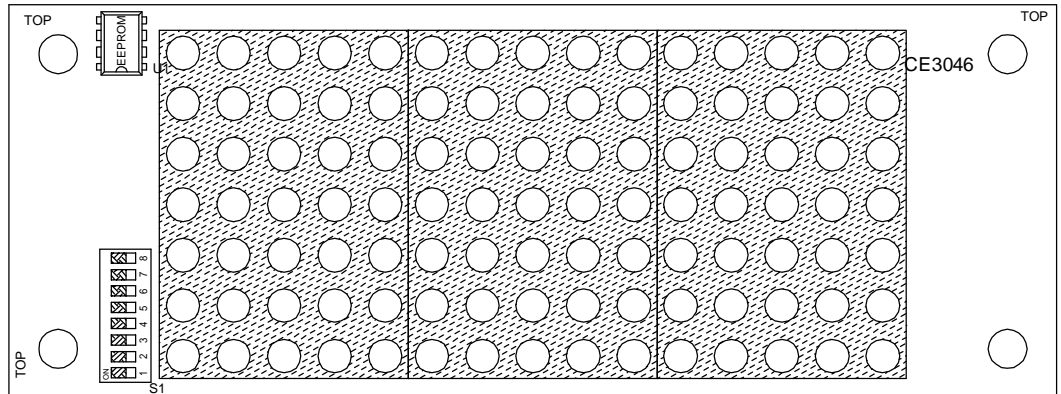
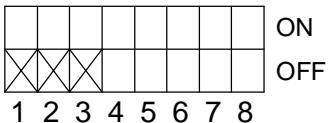


- SELF-TEST
- REDUNDANCY
- FIRE ALT BLANK
- FIRE MAIN BLANK
- UP/DN ROLL RATE
- SIDE SCROLL RATE

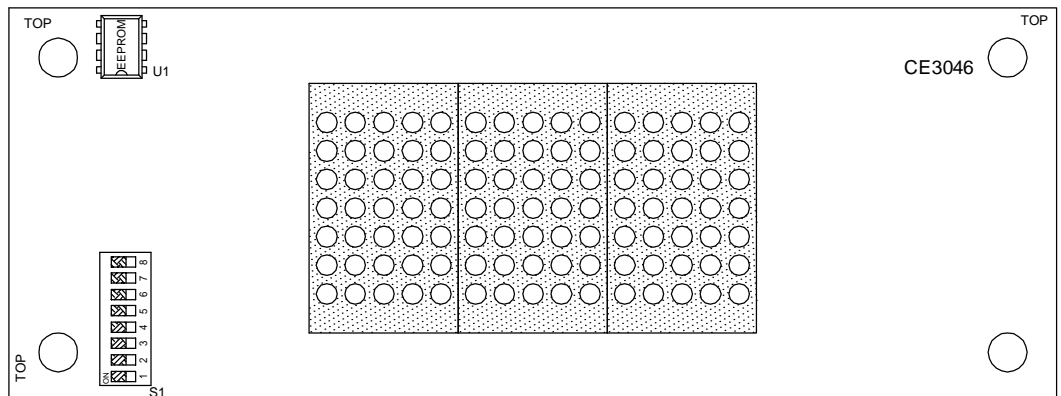
S2 FLOOR SELECT SWITCH - SETS THE DISPLAY TO SHOW AN ARRIVAL ARROW WHEN THE CAR IS AT A SPECIFIC FLOOR. TO SET THE UNIT FOR ARRIVAL MODE, POSITION THE CAR AT THE DESIRED FLOOR OR TURN ON SELF-TEST. WHEN THE DISPLAY SHOWS THE DESIRED FLOOR, PRESS AND HOLD S2 UNTIL THE FLOOR POSITION CHANGES TO AN ARROW. TO RETURN TO NORMAL OPERATION, PRESS AND HOLD S2 UNTIL THE ARROW CHANGES TO THE FLOOR POSITION.



DEFAULT SETTINGS



EH320



EH310

CODE VERSION _____

BOARD VERSION CE3046 _____

DATE DRAWN: 08/04/05	DRAWN BY: DAC	REQUESTED BY: DV	<p>C.E. ELECTRONICS, INC. 2107 Industrial Drive Bryan, Ohio 43506 (419) 636-6705</p>
BOARD NUMBER: 3046	LAST DATE REVISED: 10/29/10	APPROVED BY:	
PRODUCT: EURO DM THREE-DIGIT DISPLAYS			
DWG. NO.: EUROMD_05			REV: A