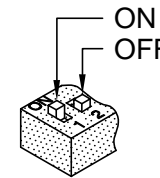
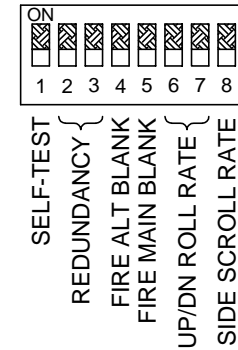
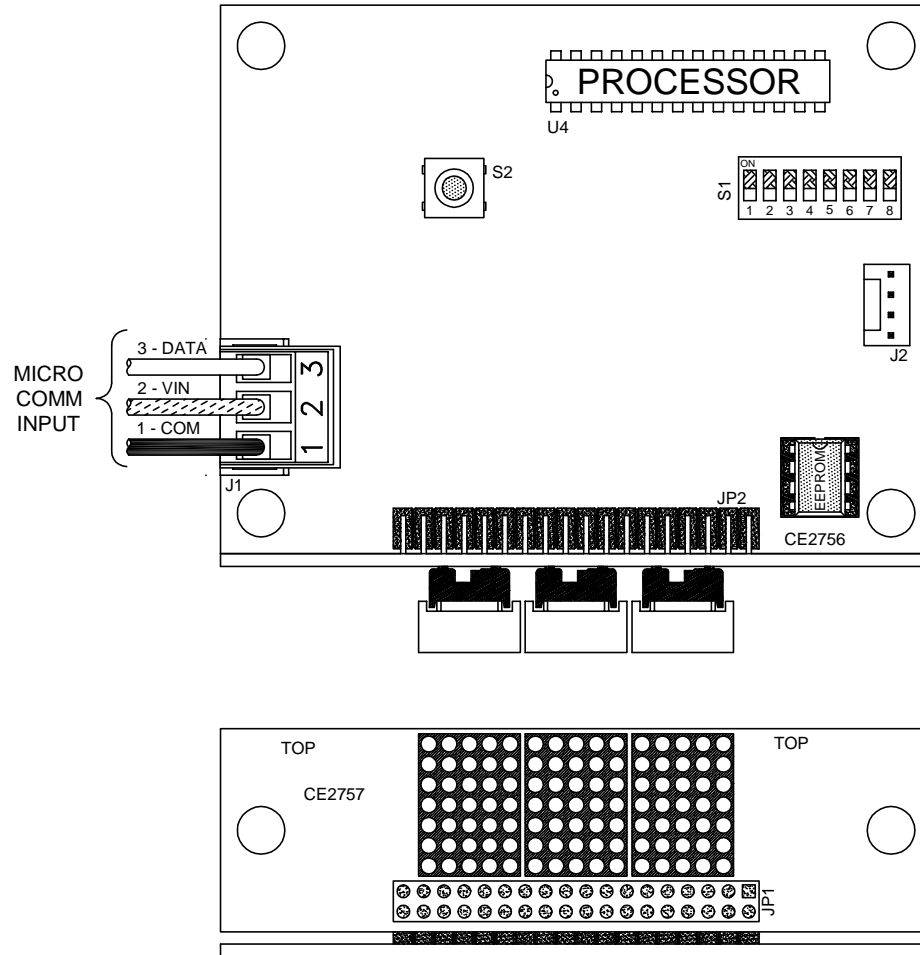


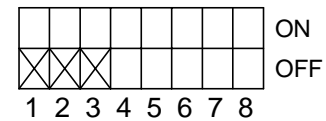
# EH307 - 0.7" DM THREE-CUBE DISPLAY

CE2756 DRIVER AND CE2757 DISPLAY BOARDS

JOB# \_\_\_\_\_



### DEFAULT SETTINGS



CODE VERSION \_\_\_\_\_

BOARD VERSION CE2756 \_\_\_\_

BOARD VERSION CE2757 \_\_\_\_

**S2 FLOOR SELECT SWITCH - SETS THE DISPLAY TO SHOW AN ARRIVAL ARROW WHEN THE CAR IS AT A SPECIFIC FLOOR. TO SET THE UNIT FOR ARRIVAL MODE, POSITION THE CAR AT THE DESIRED FLOOR OR TURN ON SELF-TEST. WHEN THE DISPLAY SHOWS THE DESIRED FLOOR, PRESS AND HOLD S2 UNTIL THE FLOOR POSITION CHANGES TO AN ARROW. TO RETURN TO NORMAL OPERATION, PRESS AND HOLD S2 UNTIL THE ARROW CHANGES TO THE FLOOR POSITION.**

DATE DRAWN: 11/11/10	DRAWN BY: DAC	REQUESTED BY: JK	 <b>C.E. ELECTRONICS, INC.</b> 2107 Industrial Drive Bryan, Ohio 43506 (419) 636-6705
BOARD NUMBER: 2756, 2757	LAST DATE REVISED: -	APPROVED BY:	
PRODUCT: EH307-X - 0.7" EURO DM THREE-CUBE MICRO COMM DISPLAY	DWG. NO.: EH307_01	REV.: -	