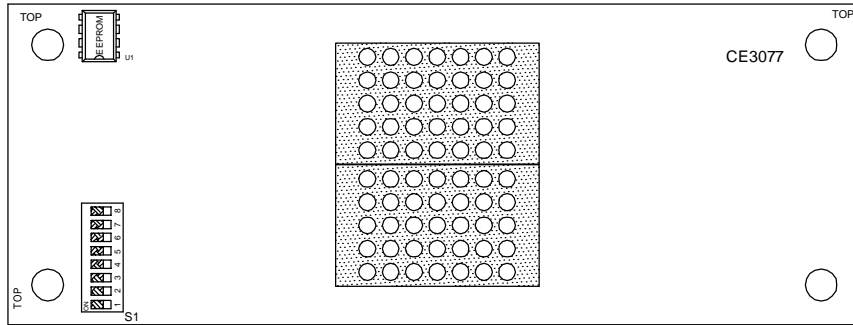


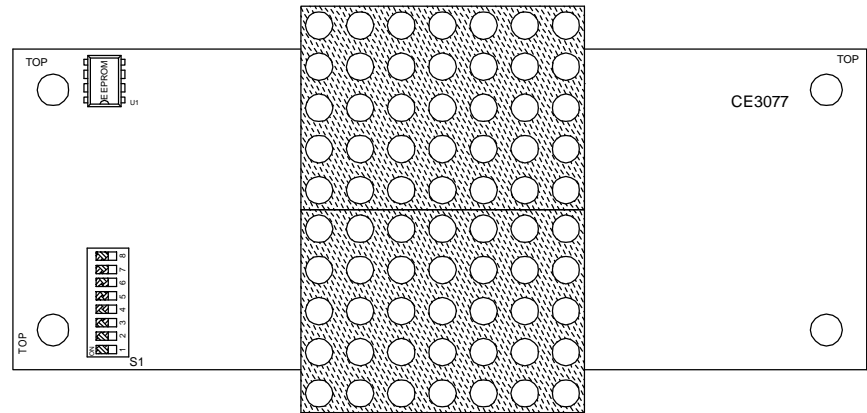
EURO DM TWO-CUBE DISPLAYS

JOB# _____

CE3077 DISPLAY BOARD




EH115



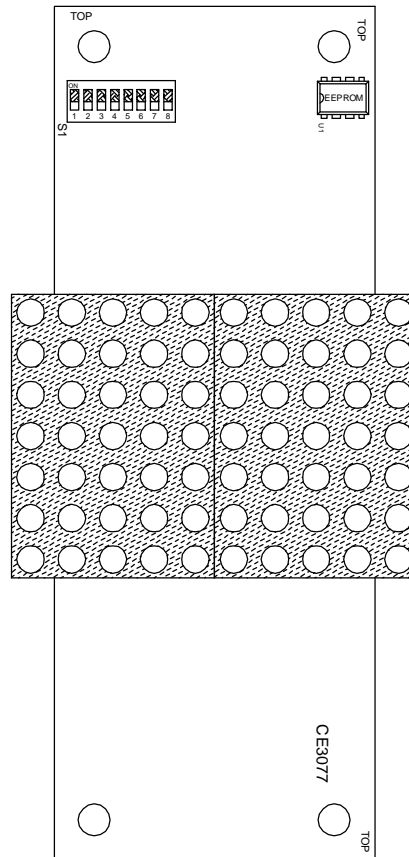
EH130

DRIVER BOARD CONNECTOR -
(NOT USED ON MICRO COMM UNITS)

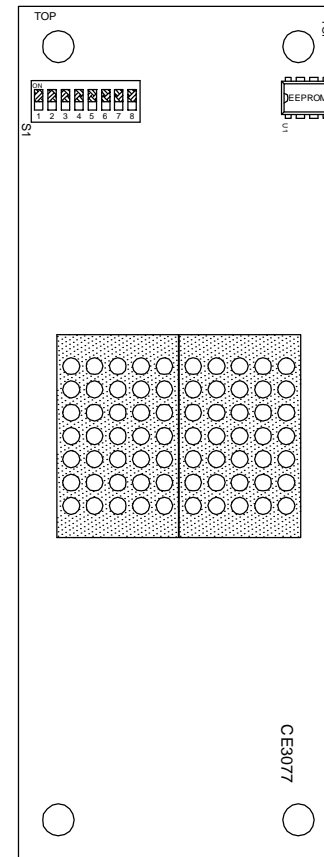
S2 FLOOR SELECT SWITCH -
SETS THE DISPLAY TO
SHOW AN ARRIVAL ARROW
WHEN THE CAR IS AT A
SPECIFIC FLOOR. TO SET
THE UNIT FOR ARRIVAL
MODE, POSITION THE CAR
AT THE DESIRED FLOOR OR
TURN ON SELF-TEST. WHEN
THE DISPLAY SHOWS THE
DESIRED FLOOR, PRESS
AND HOLD S2 UNTIL THE
FLOOR POSITION CHANGES
TO AN ARROW. TO RETURN
TO NORMAL OPERATION,
PRESS AND HOLD S2 UNTIL
THE ARROW CHANGES TO
THE FLOOR POSITION.



CE3077 BACK VIEW

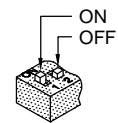
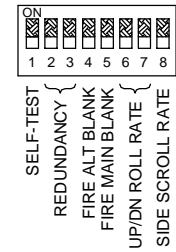


EV220

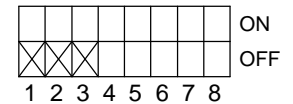


EV210

DIP SWITCH DETAIL



DEFAULT SETTINGS



CODE VERSION _____

BOARD VERSION CE3077 ____

DATE DRAWN: 08/04/05	DRAWN BY: DAC	REQUESTED BY: DV	 C.E. ELECTRONICS, INC. 2107 Industrial Drive Bryan, Ohio 43506 (419) 636-8705
BOARD NUMBER: 3077	LAST DATE REVISED: -	APPROVED BY:	
PRODUCT EURO DOT MATRIX TWO-CUBE DISPLAYS			
DWG. NO. EURODM 06 REV. -			