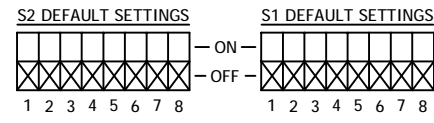
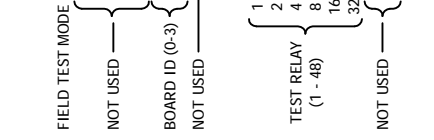
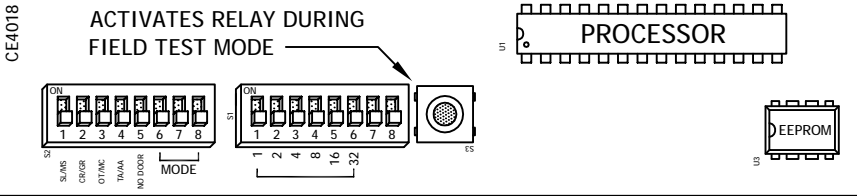
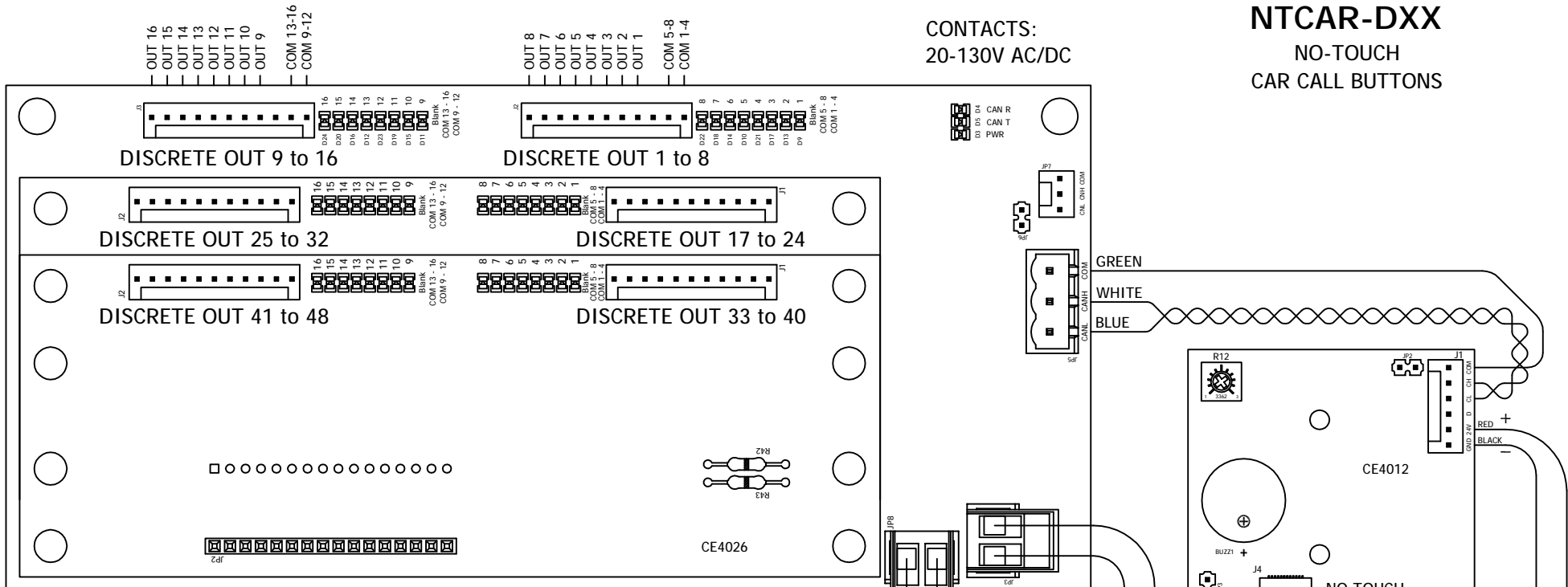


# NTCAR-DXX

NO-TOUCH  
CAR CALL BUTTONS

CONTACTS:  
20-130V AC/DC



| BOARD SET ID | BUTTON ID |
|--------------|-----------|
| BOARD SET 0  | 1 - 48    |
| BOARD SET 1  | 49 - 96   |
| BOARD SET 2  | 97 - 144  |
| BOARD SET 3  | 145 - 192 |

| S2-1 FIELD TEST | FUNCTION    |
|-----------------|-------------|
| OFF             | NORMAL MODE |
| ON              | RELAY TEST  |

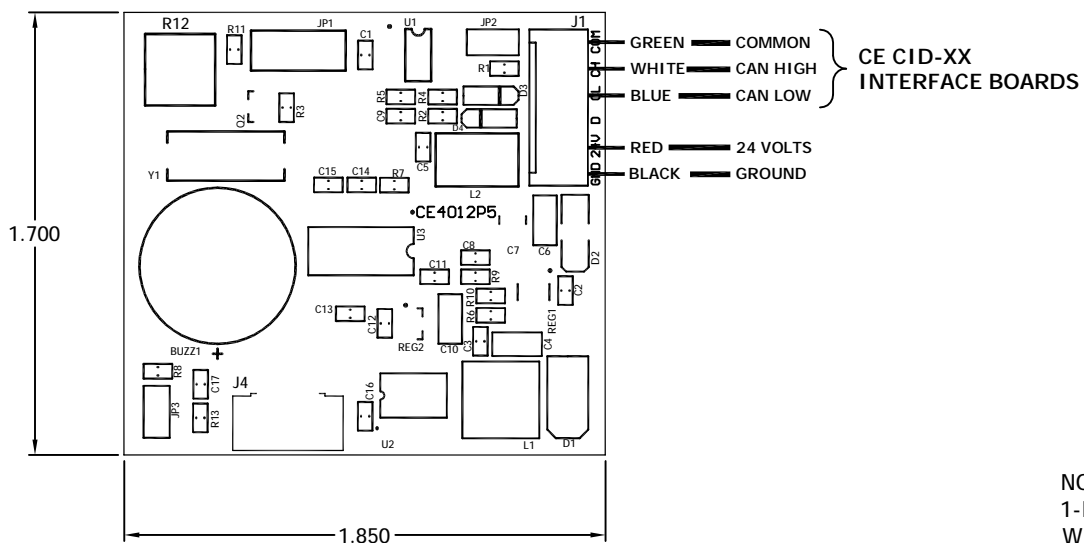
## DISCRETE OUTPUTS

|   |    |    |    |    |    |    |    |
|---|----|----|----|----|----|----|----|
| 1 | 7  | 13 | 19 | 25 | 31 | 37 | 43 |
| 2 | 8  | 14 | 20 | 26 | 32 | 38 | 44 |
| 3 | 9  | 15 | 21 | 27 | 33 | 39 | 45 |
| 4 | 10 | 16 | 22 | 28 | 34 | 40 | 46 |
| 5 | 11 | 17 | 23 | 29 | 35 | 41 | 47 |
| 6 | 12 | 18 | 24 | 30 | 36 | 42 | 48 |

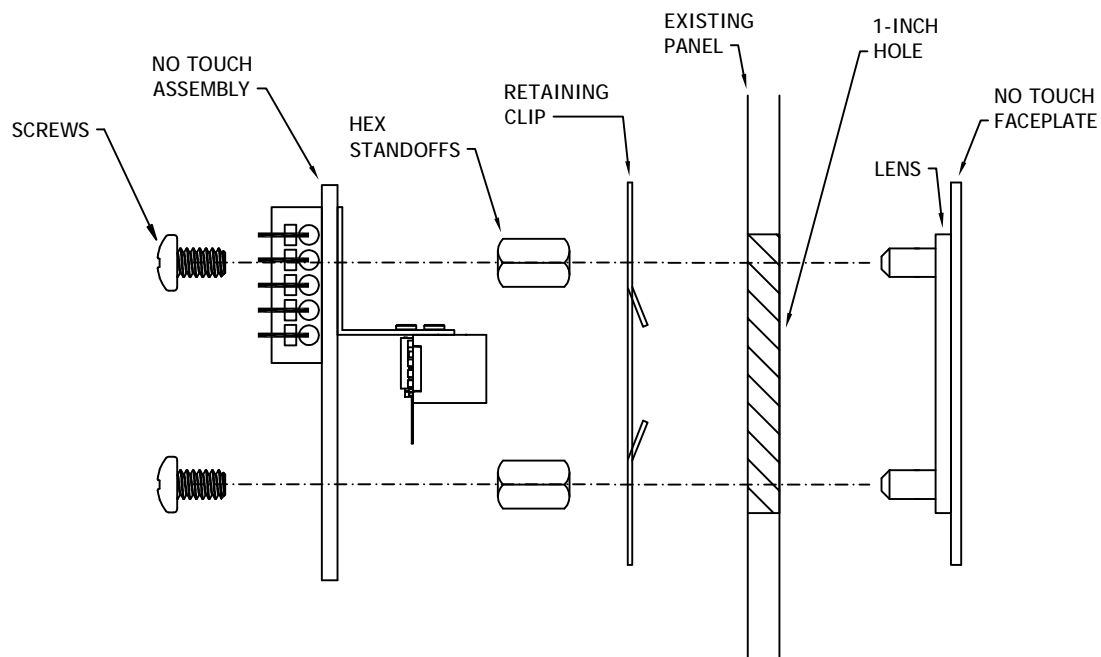
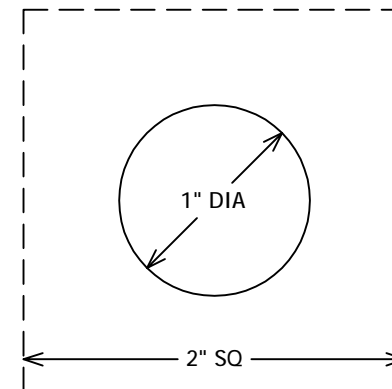
- JP3 - PROGRAMMING SHUNT
1. USE SHUNT TO CONNECT THE TWO PINS TOGETHER.
  2. SCAN THE BAR CODE FOR THE FLOOR LOCATION OF THE NO TOUCH SENSOR.
  3. REMOVE THE SHUNT AND STORE IT ON ONE OF THE PINS OF JP3.

|                                      |                         |                     |  |
|--------------------------------------|-------------------------|---------------------|--|
| DATE DRAWN:<br>12/07/20              | DRAWN BY:<br>DAC        | REQUESTED BY:<br>JK | <p>C.E. ELECTRONICS, INC.<br/>2107 Industrial Drive<br/>Bryan, OH 43506<br/>(419) 636-6705</p> |
| BOARD NUMBER:<br>4012, 4018, 4026    | LAST DATE REVISED:<br>- | APPROVED BY:        |  |
| PRODUCT<br>NO-TOUCH CAR CALL BUTTONS |                         |                     | DWG. NO.<br>NTCAR-DXX_01   |
| REV.:                                |                         |                     | -  |

# CAR BOARD CE4012P5



NOTE: METAL REQUIRES A  
1-INCH DIAMETER HOLE  
WITH A 2-INCH CLEARANCE



|                                       |                                |                     |   |
|---------------------------------------|--------------------------------|---------------------|---|
| DATE DRAWN:<br>12/07/20               | DRAWN BY:<br>DAC, DJR          | REQUESTED BY:<br>JK | <b>C.E. ELECTRONICS, INC.</b><br>2107 Industrial Drive<br>Bryan, OH 43506<br>(419) 636-6705 |
| BOARD NUMBER:<br>4012                 | LAST DATE REVISED:<br>01/29/21 | APPROVED BY:        |   |
| PRODUCT<br>NO-TOUCH ASSEMBLY DIAGRAMS |                                |                     | DWG. NO.<br>NTCAR-DXX_02<br>REV:<br>A   |