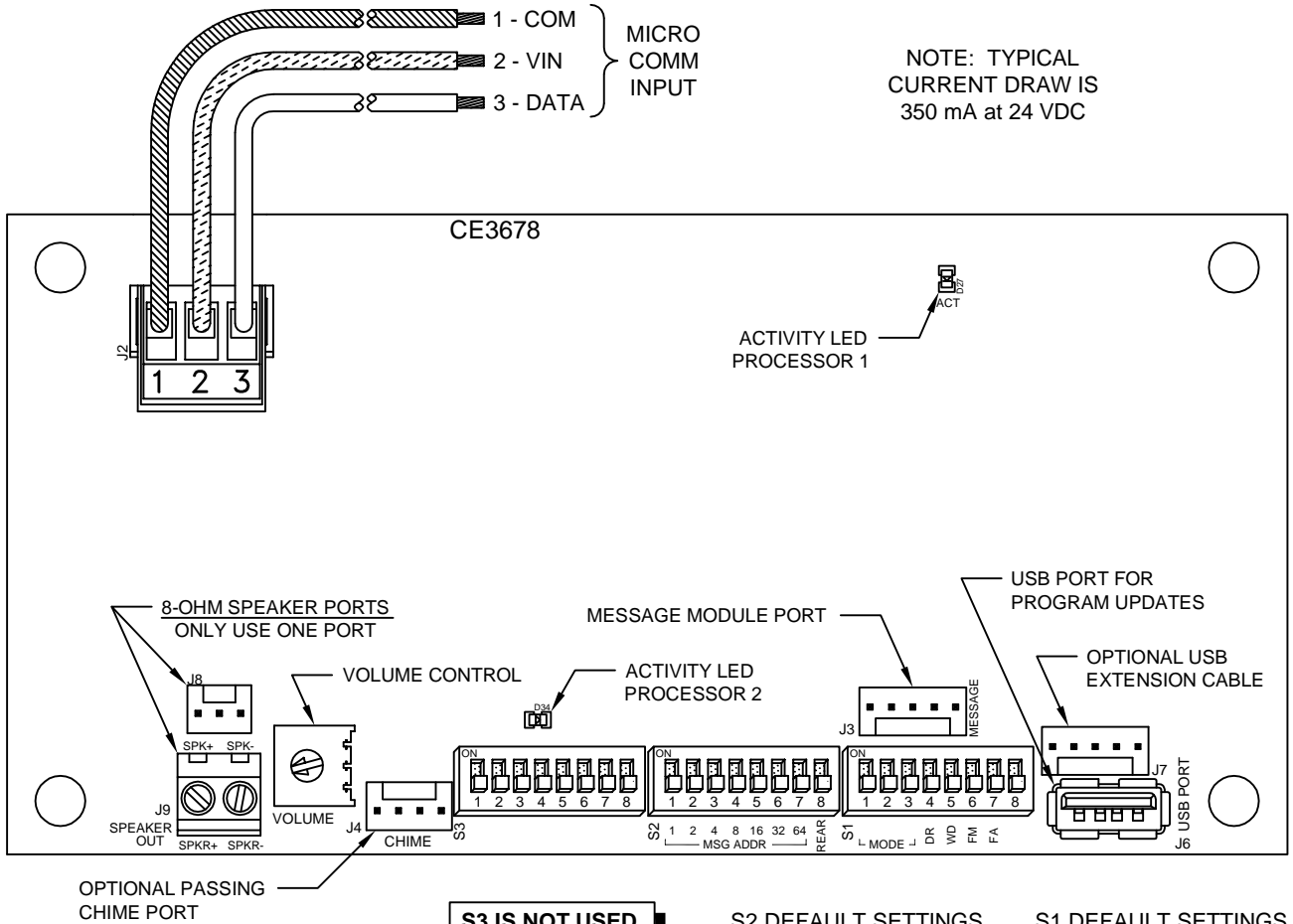


# EMN43-BXX

JOB# \_\_\_\_\_



NOTE: TYPICAL CURRENT DRAW IS 350 mA at 24 VDC

**S3 IS NOT USED. ALL SWITCHES SHOULD BE OFF. ARRIV ARROWS ARE SET BY S2.**

DS1	DS2	DS3	S1 MODE FUNCTIONS
OFF	OFF	OFF	NORMAL OPERATION
ON	OFF	OFF	DISPLAY TEST MODE
ON	ON	OFF	AUDIO / UNIT TEST MODE

**ARRIVAL ARROWS**

DIP SWITCH S2 - Switches 1 - 7 set the floor number of the unit

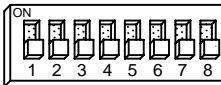
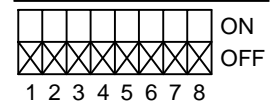
DS7 (64)	DS6 (32)	DS5 (16)	DS4 (8)	DS3 (4)	DS2 (2)	DS1 (1)	FLOOR NUMBER OF THIS UNIT
0	0	0	0	0	0	0	CAR UNIT*
0	0	0	0	0	0	1	FLOOR NO. 1
0	0	0	0	0	1	0	FLOOR NO. 2
0	0	0	0	0	1	1	FLOOR NO. 3
0	0	0	0	1	0	0	FLOOR NO. 4
0	0	0	0	1	0	1	FLOOR NO. 5
:	:	:	:	:	:	:	:
:	:	:	:	:	:	:	:
1	1	1	1	1	0	1	FLOOR NO. 125
1	1	1	1	1	1	0	FLOOR NO. 126
1	1	1	1	1	1	1	IN CAR UNIT**

DIP SWITCH S2 - Switch 8 sets the unit as front or rear.  
DS8 OFF - Front Unit DS8 ON - Rear Unit

\* CAR UNIT - Unit uses the Hall Arrival Lantern Signals for the current floor.

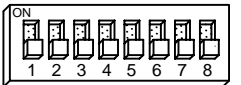
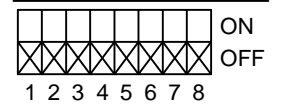
\*\*IN-CAR UNIT - Unit uses the In-Car Arrow signals.

**S2 DEFAULT SETTINGS**



1 2 3 4 5 6 7 8  
BINARY FLOOR ADDRESS  
FRONT/REAR

**S1 DEFAULT SETTINGS**



MODE  
ROTATE DISPLAY 180°  
WATCHDOG  
FIRE MAIN BLANK  
FIRE ALT BLANK  
NOT USED

CE3678 \_\_ ARM CODE VERSION \_\_\_\_\_

MINI CODE VERSION \_\_\_\_\_

DESIGN VERSION \_\_\_\_\_

AUDIO VERSION \_\_\_\_\_

CRCG \_\_\_\_\_ CRCA \_\_\_\_\_

OCDL CRC \_\_\_\_\_ ODAA CRC \_\_\_\_\_

DATE DRAWN: 06/28/13	DRAWN BY: DAC	REQUESTED BY: TE	C.E. ELECTRONICS, INC. 2107 Industrial Drive Bryan, Ohio 43506 (419) 636-6705
BOARD NUMBER: 3678	LAST DATE REVISED: 10/07/17	APPROVED BY:	
PRODUCT EMN43-BXX UNIBOARD 4.3" TFT w/VERT MC INPUT			DWG. NO. XMN43_01
			REV. C