

Property Name:

Name	City	State/Province
------	------	----------------

Controller Type:

Please provide the graphics contact for screen graphics input/approval:

Name	Email Address	Phone Number
------	---------------	--------------

Please specify the default setup of the screens:

COP Display OR Hall Display **Please use a separate form if specifying multiple screens.*

Screen will show: Floor Position Indicator Traveling Arrow Destination Grid Arrival Arrows Priority Messages Car Label

Please specify floor landing list:

Please indicate any special characters...

Please specify the orientation of the screens:

Vertical OR Horizontal **Please use a separate form if specifying multiple screens.*

Please Select The Screen Design Layout:



Full Screen



Customizable Banner Area
(Such as text-based building information, building logo, elevator weight restrictions...)



Customizable Message Area
(Such as text-based building information, building logo, elevator weight restrictions...)



Full Screen



Customizable Banner Area

(Such as text-based building information, building logo, elevator weight restrictions...)




Customizable Message Area

(Such as text-based building information, building logo, elevator weight restrictions...)

Any custom graphics or photos must be provided in JPEG or BMP format and be a minimum of 480px wide and 480px high. Minimal modifications are acceptable, but any significant graphics work may incur an additional customization charge.

Please select the screen background color:



or specify custom color RGB Color Values: R _____ G _____ B _____

Please Select The Font Style:



Times New Roman




Arial

Check if custom font will be supplied.

Custom fonts MUST be provided in TrueType (-.ttf) for use with the Mini displays.

Please select the font/text color:




or specify custom color RGB Color Values: R _____ G _____ B _____

Please Select The Traveling Arrow Style:



Match Arrow Color With Font Color

OR Customize Arrow Color:



OR specify custom color RGB Color Values: R _____ G _____ B _____

Configuration LEDs / Side Lights

Red & Green LEDs

Show Green LEDs when Arrival Up arrow is activated and show Red LEDs when Arrival DOWN arrow is activated

Do NOT show the Red and Green LEDs

Blue LEDs

SHOW the Blue LEDs when a destination is added to the destination grid

BLINK the Blue LEDs when a destination is added to the destination grid

SHOW the Blue LEDs when a priority message is shown on the display

BLINK the Blue LEDs when a priority message is being shown on the screen

Do NOT show the Blue LEDs on the screen

Configuration of Destination Sounds

GENDER	Male	Female		
LANGUAGE	English	French	Spanish	Custom

Floor Name (e.g. "1st Floor")

Direction (e.g. "Going Up")

Destination (e.g. "Serving Floors...")

Car Tones (Handicap)

Primary Messages

Secondary Messages (Handicap)